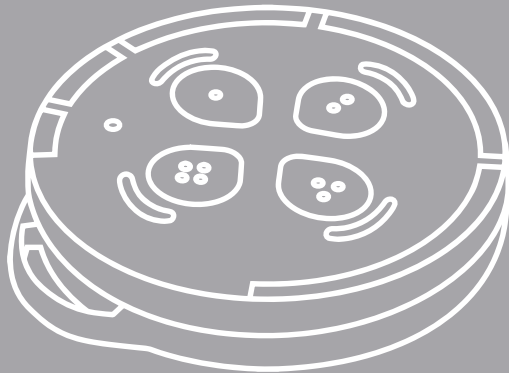



Powered by Spring

Spring



Remote control for water fed pole systems from phone or fob.

- Long range radio remote
- Buildings no obstacle
- Configurable fob function
- Control from phone or fob
- Easy to use



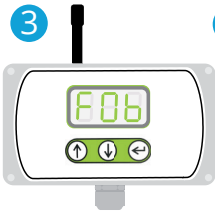
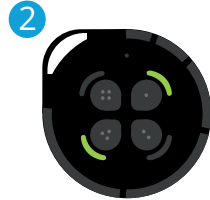

## How to connect:

1 Download app from your app store. Search for "WFP Link".

2 Press and hold two opposing buttons on the Link. The lights around the outside will light in a circle.

3 When the controller flashes "Fob", press all three buttons. The lights on the Link will go out.

4 Open the app and click on the Link icon to connect the phone to the Link.

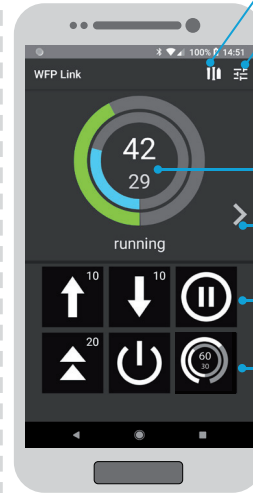


WFP Link and iMix are trade marks of Spring (Europe) Ltd. Made in the UK by Spring (Europe) Ltd. For more information please visit: [www.springtld.co](http://www.springtld.co)



## Connect Configure Control

### App Home Screen



Distributors Website

Settings

Link Button Two Configuration

Indication of Flow Rate (green) and Calibration (blue). Press centre to access Auto Cal and Memory.

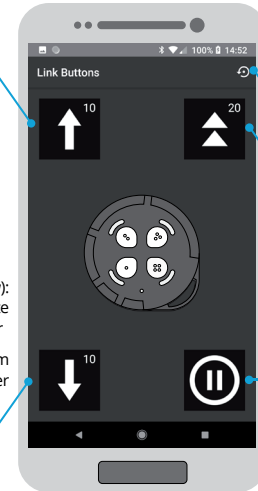
Status e.g. Battery Level

Function Buttons (top row): Flow Rate up 10, Flow Rate down 10, Pause Controller

Function Buttons (bottom row): Boost 20, Controller ON/OFF, Memory (60/30)

Link Button One Configuration

### Settings • Link • Buttons



Reset Buttons to Default

Link Button Three Configuration

Link Button Four Configuration

### Available Fob Button Controls (Standard)



• Flow Up



• Flow Down



• Pause



• Boost



• Fill



• Auto Calibrate



• Memory (set flow and cal)



• Power



• Soft Washing (start/ stop iMix)